

BETTER WORKFLOW. BETTER WORK

Scanning. Let's be honest, it's not a job that most people enjoy. That's because it can be tedious and time intensive.

Most of us try to avoid it because of the hassle of editing every scanned item, choosing the format and saving it in the correct place. Surely there's a simpler way

Automated document capturing

ScannerVision™ is the low effort alternative to traditional scanning. With one click, approved users can scan, digitize, format, store, tag, route and optimize all your documents.

Now you can work more efficiently, with fewer errors and less training. Our philosophy is simplicity and we believe that the complexities of traditional document processes and policies are unnecessary and can be completely avoided thanks to new technology.

ScannerVision™ frees you to get on with the parts of your job that you really enjoy.

ScannerVision™ can operate from the Touch screen panel of most of the popular multifunctional devices, or from your PC desktop with our Desktop client.



"Ease of use and ease of management are frequently heard user experiences."



Richard Potkamp
DOCUconcept

"The scanned documents are automatically saved in the correct location with the correct Meta data and the responsible user in the workflow receives a hyperlink to the scanned document."

Els Erkens (Venoot)
VIER Accountants en Belastingadviseurs



Metrologielaan 10/15
1130 Brussel
Belgium

 www.facebook.com/scannervision
 www.scannervision.com

Less work. More flow.




scannervision™

THREE EASY STEPS

Would you like your scan to be filed automatically in the right place and in the right format? And then to be able to retrieve it easily and even search inside it?

With ScannerVision™ you can. It's easy to customize every step of the process so that everyday jobs take no time at all.

Step 1 - Capture

Place your documents on the scanner or load your existing electronic media (such as a TIFF/PDF file archive) into ScannerVision™.

Step 2 - Process

Select a pre-programed process or document from the user-friendly interface. Image enhancement and many other actions can be done automatically.

Step 3 – Store or distribute

Press the Start key. The document will automatically be saved in your desired format and directory, or distributed via corporate address book to file server.

Centralized workflow

ScannerVision™ doesn't take a lot of programming. In fact, it can all be done centrally using Document Workflow Templates. There are standard templates ready to use or you can create new ones easily with the Wizard tool. All users and devices will automatically receive the new or revised templates via the ScannerVision™ processing engine.

ScannerVision™ can also automatically upload your document directly to a host of web servers, online web services and third party applications, thanks to the wide range of connectors available.



FEATURES

ScannerVision™ is much more than simply scanning software. It makes every aspect of processing, storage and distribution easier.

Metadata

ScannerVision™ automatically creates metadata for each scan, based on information such as the date and time of processing or document name, so that all documents can be filed correctly.

Turn images into text

Convert a scanned image, such as a printed PDF or invoice, into a full rich text document that you can then catalogue, search and edit.

Easy image editing

Tweak your documents by deleting lines, holes or margins or changing brightness and contrast with a real-time preview.

File compression

Create files that are 4-5 times smaller than standard compression programs.

Connectors

Perform any file-based task quickly and easily – such as format translation, file transmission and document system communication – with Connectors that link the Processing Engine to proprietary document management systems and file servers.

Zone recognition

Automatically capture data from specific zones on the document, such as the invoice number, customer codes or addresses.

Automatically input forms

Process examination papers, surveys and voting forms quickly and easily, thanks to Optical Mark Recognition software.



Secure scanning and encryption

User Authentication ensures only you will have access to your documents.

Encryption

Network traffic can be automatically encrypted between ScannerVision™ clients and the Processing Engines, using Advanced Encryption Software.

Save in any format

Choose from 16 different file types, including doc, pdf and xls.

Dynamic naming and filing

Automatic analysis of data to intelligently rename the documents created or place them in different folders through the Metadata Engine.

OCR

Nuance OCR engine with full automatic -text recognition of over 100 languages.

Instant export

Link to third party apps or upload information to the web in text files (xml, txt and html) with selected text and structure.

Extract values from the document

Build the metadata expressions that you want to use in your template with the new Expression Editor, without any specialist training.

Automatically split documents

Increase efficiency by scanning both sides of all your documents at once. ScannerVision™ can automatically split them into separate documents.

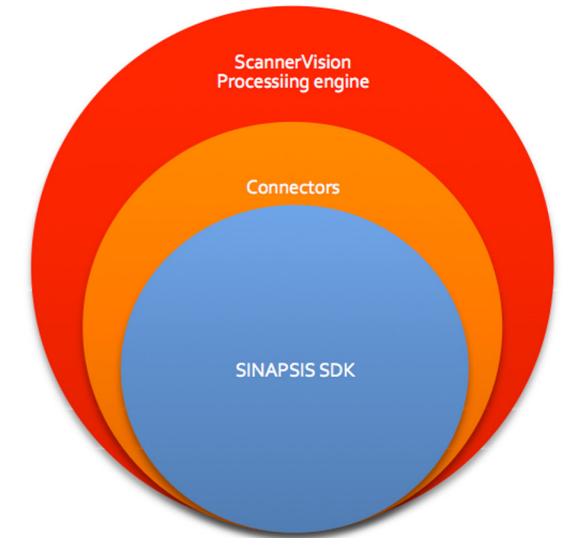
Barcodes and QR Codes

Stick barcodes onto documents so that ScannerVision™ performs predetermined actions, such as starting a new document.

ScannerVision™ can also extract information from barcodes to use in the metadata or add barcodes into scanned documents for easier processing later on.



Sinapsis is our Connectors SDK program. It will give you Access to all the resources needed to start creating your own fully functional connectors.



LICENSES FOR BIG AND SMALL

Cost effective pricing for an invaluable time-saving service

What do you need to scan? How often do you scan? How much do you need to scan?

No two customers are alike. That's why we offer different licensing models tailored to your needs.

Pay Per Scan

Per page billing allows you to pay only for the pages that passes through ScannerVision™ on a prepaid or post-paid basis.

With the prepaid option you buy credit vouchers that you load into ScannerVision™ through the License Manager. While the post-paid option allows you to pay at the end of the month for the documents that have passed through the system.

Unlimited

If your organization has a large document plan and needs lots of scanning, then we offer licenses to match. We include a rich set of features as standard but there are several features and connectors that can be purchased separately.

Please contact one of our sales advisors for information on the best plan for you.